

14

14.22

14.07

12

75%

14A

14A

0.07

45.0%

1,350.0

1,350.0

()

45.0%

1,272.0

()

()

()

900.0

1,050

30.0%

35.0%

45.0%

() 51.1%

689.85

()

()

10

5

() 48.9%

660.15

()

()

()

()

()

() ()

()

14A

163,323,866

1.0
45.0%

163,323,866

1,140,791	1,813,487
105,479	284,510
100,863	253,190
	458.4

14A

2128

—

]



100%



100%



100%



100%



100%



100%



100%



96%



75%




70%



63.5%



51%



()

()

1,100.0

1,350.0

()

246.1

()

3.9

1,289.7

150.0

120.0

222.6

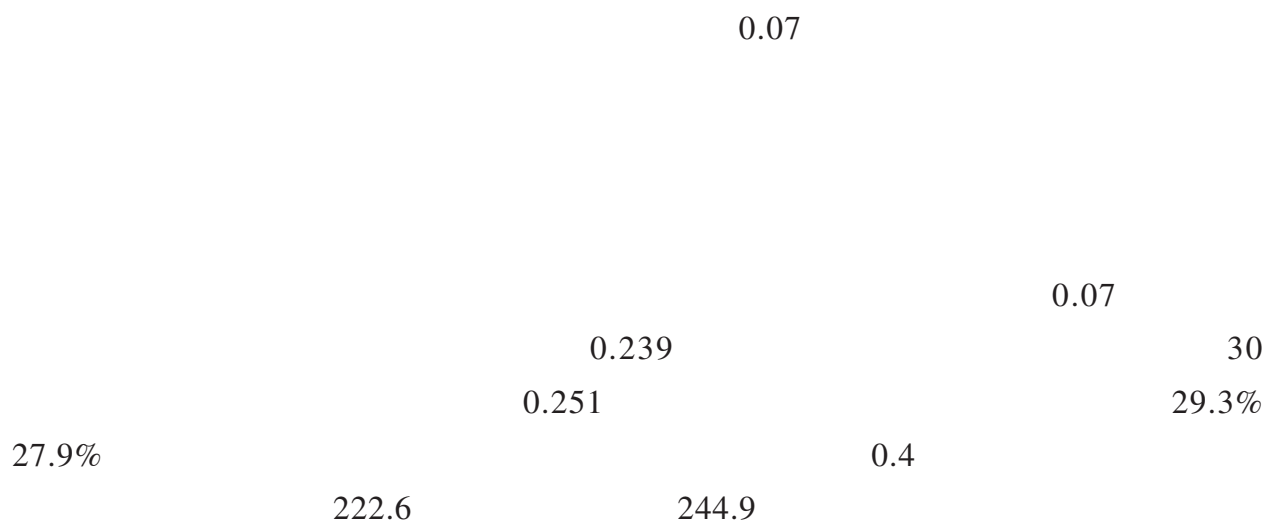
0.07

136.9

250.0

330.0

80.2



()

()


BIPV



8624-2012



()



14A

14A

2128

757

1,350.0

53.70%

45.0%

14.29

6

1

0.1

%

1.10

1.00