




2017 12 31



22.18%

" f i 6 | | 2 a P ^ æ B ờ f







- 1.



38

300kg

20 N /P

CL200T
3000mm





- 2.



13

N
2 P

8



180 μ m
11%



26%



70 μ m

65 μ m



10%

25%



1.2GW

/
1.8GW

2018





- 3.



 8

400MW

N

P

 8

20%

2

PID



N

23





- 4.



PID

5

OEM

OEM

90%



104



3~10

IEC



P-PERC, N-PERT.HIT

4



MBB

N



17



17

1.2GW



2018


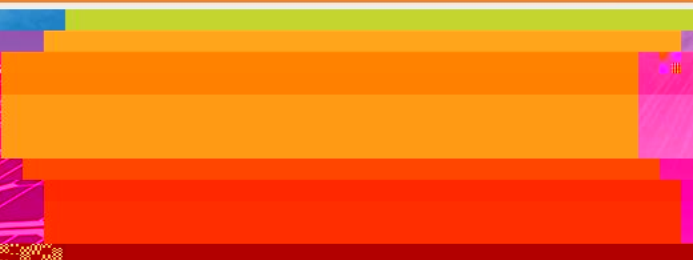
2.2GW





- 5.









2300

 GTM Research











()



毛利率









2016 350

2017 400

2017





63%

1,252

769

SHARP SANSHIN ELECTRONICS CO.,LTD.



2018

2.2



N





1

2.2



600


3000

1.2

600

2018







2017

1,543.4 2,427.8 57%
75% 25% /

10.9% 16.4% 50%

2017
123.757

251.595

2018

/

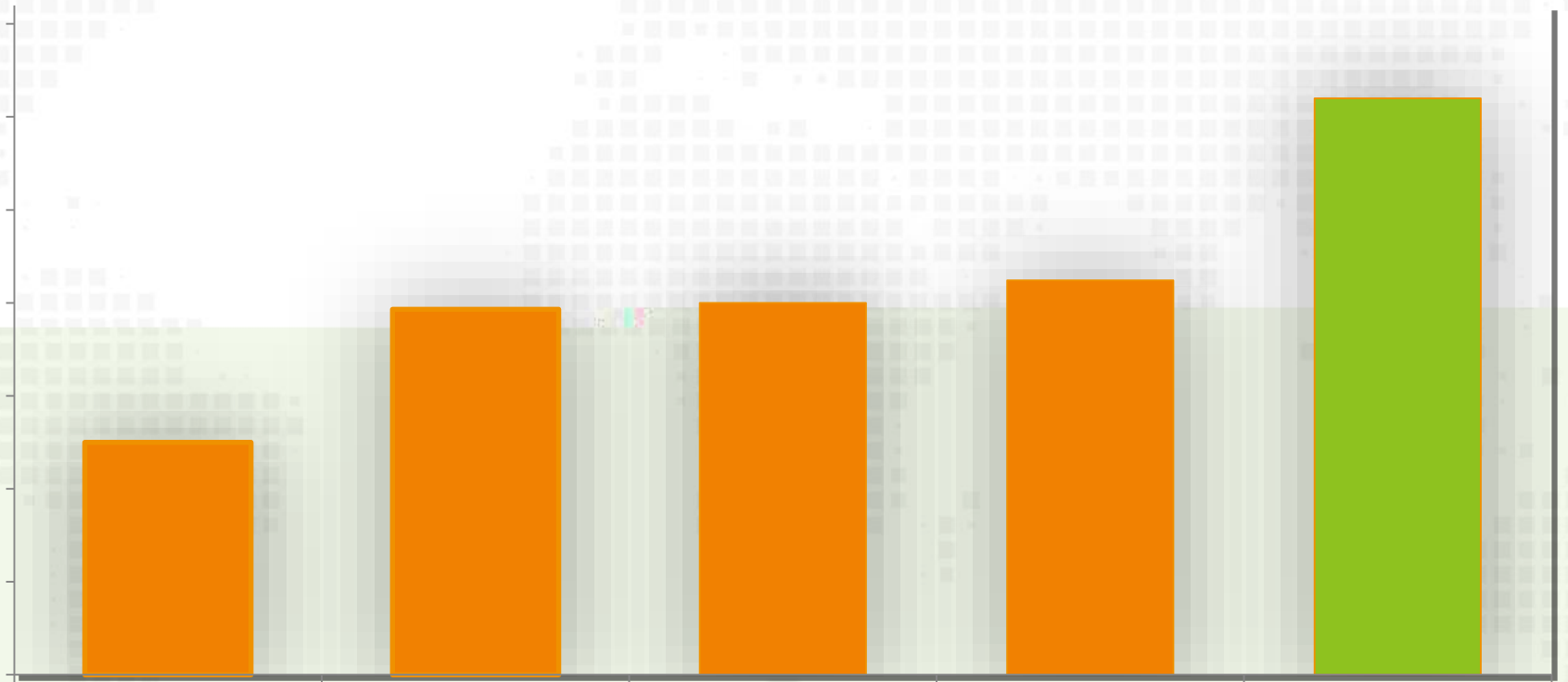
/

/





- 2017







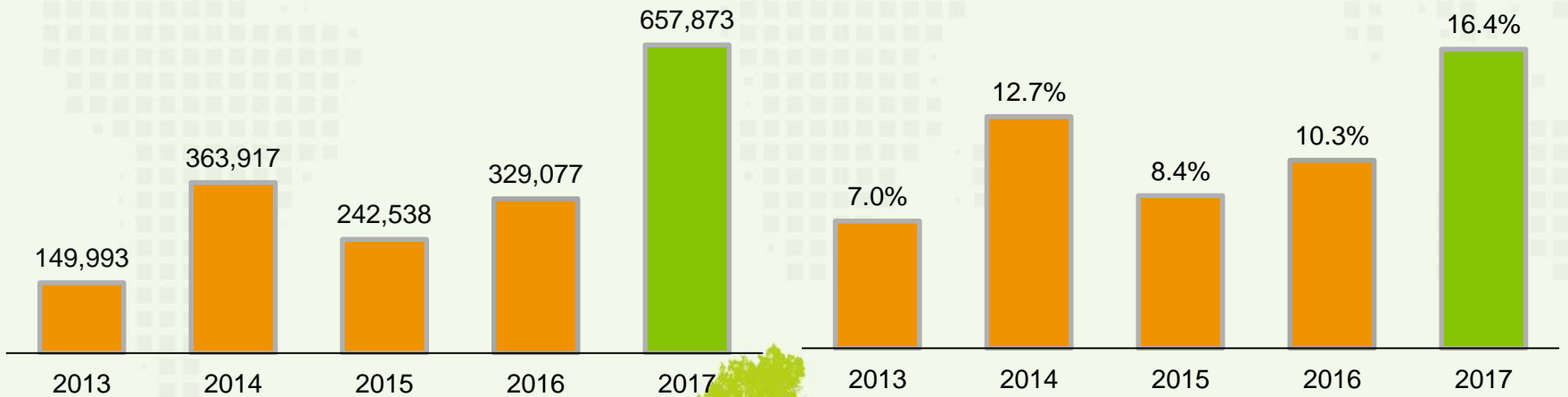
2017
329.077


657.873
10.3%

16.4% 2016

()

(%)





2017



10.9%

10.9%
2017

1,543.4

50%

2,427.8

251.595

57%

123.757

(' 000)	2017	2016	
(%)			





(' 000)	2017 12 31	2016 12 31	
	2,821,891	2,284,503	537,388
	3,170,491	2,937,233	233,258
	4,611,210	4,274,548	336,662
	3,575,781	3,395,860	179,921
	1,035,429	878,688	156,741
()	0.30	0.25	20%
()	0.37	0.31	19%

: 1 = 1.2375



